

# Brown University



# School of Public Health: The Numbers



**4**

academic departments

*and*

**13**

research centers

foster innovative discoveries  
among local, national,  
and global partners



Brown's School of Public Health


**Ranked in Top 20**

in

U.S News & World Report's 2025

Ranking of

Best Public Health Schools



**\$132M**

in annual grant funding

**230 Awards**

for NIH funding  
(2025)

**4:1**

Student to Faculty Ratio

# School of Public Health Areas of Research

---

- Addiction and Overdose
- Air Quality
- Aging and Long Term Care
- Children & Adolescent Health
- Chronic Disease Prevention & Management
- Climate Change & Health
- Data Science
- Global Health
- Harm Reduction
- Health Care Payment Policies
- Health Disparities and Health Equity
- Health Policy
- HIV/AIDS
- Infectious Disease
- Information Disorders
- LGBTQ+ Health
- Medication Effectiveness
- Mindfulness
- Noise Pollution
- Nutrition and Physical Activity
- Pandemic Preparedness and Biosecurity
- PFAS and Environmental Health
- Pharmaceutical Health Services Research
- Smoking & Tobacco Use
- Statistics
- Veterans' Health

# Personal Attention, Proven Success

A low student faculty ratio means more than numbers, it means you get faculty who know you, mentor you, and champion your success.



**4:1 Student to Faculty  
Ratio**



# What Defines Us?



# Not just theory... impact

---

We train leaders in public health to conduct research, drive policy change, and positively affect the health of populations.



*Learn* public health by *doing* public health

# School of Public Health: Support

Community	Academic	Additional Support
<ul style="list-style-type: none"><li>• SPH Student Government</li><li>• Womxn in Public Health Organization</li><li>• LGBTQ Center</li><li>• Students for Latinos/Latinx in Public Health</li><li>• Disability Justice As Public Health</li><li>• Swearer Center</li><li>• Undocumented, First-Generation College &amp; Low-Income Student Center</li></ul>	<ul style="list-style-type: none"><li>• Advising and Mentoring</li><li>• Brown Initiative to Maximize Student Development</li><li>• Writing Center</li><li>• Student Spaces</li><li>• Student IT and Printing Resources</li><li>• Specialist Librarians</li><li>• Course Registration Advisors</li></ul>	<ul style="list-style-type: none"><li>• Counseling and Psychological Services</li><li>• Center for Career Exploration</li><li>• 500+ Student Organizations on Campus</li><li>• Student and Employee Accessibility Services</li><li>• Office of the Chaplains and Religious Life</li><li>• Childcare, elder-care, self-care</li></ul>

# Diversity and Inclusion





# Office of Diversity & Inclusion: Programs and Initiatives

- Graduate Students of Color Affinity Group
- Diversity & Inclusion Committee
- L.E.A.D Reading group
- Womxn of Color Collective
- oSTEM
- Justice Circles
- Monthly Lunch & Learns
- Staff, Faculty and Student Trainings (B.R.A.V.E Spaces & Microaggressions)
- Student Organization Support (Disability Justice, Pre-Health, Students for Latinos/Latinx in Public Health, Public Health Consulting Club)



# Brown University





A photograph of a street in Providence, Rhode Island. On the left, a row of red brick buildings with white columns and black railings. A street lamp is visible on the left. On the right, a large tree with green leaves, a street sign for "ARLINGTON PL", and parked cars. The text "Providence, Rhode Island" is overlaid in the center.

# Providence, Rhode Island



# Providence, Rhode Island

Providence is a culturally diverse city that is home to young professionals and artists, characterized by a quaint New England vibe. It is a place of distinctive people, original thinking, and local pride. Lucky for you, Brown is right in the middle of it all!

- Walkers' paradise! School of Public Health Walk Score: 97
- Ranked Among Best Places To Live: (U.S. News)
- Thriving arts community
- Free public transportation for students



# Master's Programs



# The Brown MPH

Are you looking to conduct research, drive policy change, and positively affect the health of populations? Then look no further! The Brown MPH provides a highly customized, personalized experience that aligns with your area of interest and future career goals. Not all students are the same, so we tailor our education to your needs.

## Customize Your MPH | Six Concentrations:

- Applied Epidemiology
- Causal Inference Epidemiology
- Health Economics & Policy Analysis
- Qualitative and Community-Engaged Methods
- Community Health & Behavior Change

*6 required courses, 3 concentration courses*

*3-course specialization in various topics or electives*

*Thesis or Capstone*

*Internship*



# Online Master's of Public Health

## Online MPH

The Online Master of Public Health (MPH) is a 12-course generalist program designed to prepare tomorrow's public health leaders with the analytical capabilities, evidence-based knowledge, and leadership and communication skills required to tackle some of the most pressing global public health challenges. Courses will be delivered completely online and will combine asynchronous and synchronous components to support student learning.

- 100% Online
- Case-based learning
- Integrated Learning Experience





# Accelerated MPH for Clinicians

## Accelerated MPH for Clinicians

The Accelerated MPH for Clinicians is a fast-paced, in-person program designed to deliver an academically rigorous and comprehensive public health education to professionals with prior medical or clinical healthcare education.

By the end of this three-semester program, you will be prepared to:

- Pursue a career in public health.
- Serve a role in public health as a clinician or scientist.
- Engage in public health research and obtain grants and other types of funding.





# Master's in Biostatistics

## Biostatistics ScM

Advanced training in the theory and application of statistical methods in public health, clinical medicine, and the biological sciences.

Designed for individuals different levels of expertise, and who are interested in:

- Professional statisticians or data analysts in industry, government or academia
- Students pursuing doctoral study in biostatistics
- Established researchers seeking advanced training in biostatistics.

**NextGen Scholars Program:** Provides financial and academic support to outstanding students and graduates of HBCUs



# Doctoral Programs



# Doctoral Degrees

---

## Behavioral & Social Health Sciences

Students learn to identify social, psychological, and behavioral risk factors for disease; understand the psychosocial determinants of health; and develop and evaluate health-promoting interventions.

## Epidemiology

Using sophisticated study designs, statistical analyses, field investigations, and laboratory techniques, students investigate the cause of a disease, its distribution, method of transmission, and measures for control and prevention.

## Biostatistics

Students carry out independent research in theory, methodology, and application of statistics to important problems in biomedical research, research biology, public health, clinical medicine.

## Health Services Research

Students improve population health by focusing on organizational characteristics of health care delivery systems, providers, the economic forces that shape consumer and provider behavior, and the policy environment in which these relationships exist.

# Career Outcomes



# Making Career Dreams Come True

## Sample Hiring Organizations

## Academic Institutions

- University of Chicago
- Harvard T.H. Chan School of Public Health
- Yale School of Public Health

## Consulting

- Bain & Company
- Deloitte

## Government

- Environmental Protection Agency
- U.S. Department of Veterans Affairs
- RI Department of Health

## Healthcare

- Children's National Hospital
- Shriners Hospitals for Children

## Non-profit

- CT Coalition for the Homeless
- National LGBTQ Cancer Network
- RI Kids Count

## Private/For-profit

- Aetna
- Amazon
- Google



# Admissions





# Application Deadline December 1st!

Brown participates in SOPHAS and SOPHAS Express, a centralized application portal for schools and programs of public health.

Create your profile at **sophas.org** or **sophasexpress.liasoncas.com** to begin the application process!



# Admissions

We take a holistic approach to the review of applications.

Applicants from diverse backgrounds and fields of study are encouraged to apply.

**GRE  
Not  
Required!**

**Official  
Transcripts**

**Personal  
Statement**

**CV / Resume**

**IELTS/TOEFL**

**Reference  
Letters (3)**





# Get in Touch: We are always happy to hear from you!

---



Charis Haynes [charis\\_haynes@brown.edu](mailto:charis_haynes@brown.edu)

Diane Schlacter [diane\\_schlacter@brown.edu](mailto:diane_schlacter@brown.edu)

Elizabeth Jackvony [elizabeth\\_jackvony@brown.edu](mailto:elizabeth_jackvony@brown.edu)

Jada Owens [jada\\_owens@brown.edu](mailto:jada_owens@brown.edu)

Jadyn Howard [jadyn\\_howard@brown.edu](mailto:jadyn_howard@brown.edu)

Jake Stevens [jake\\_t\\_stevens@brown.edu](mailto:jake_t_stevens@brown.edu)

Joann Barao [joann\\_barao@brown.edu](mailto:joann_barao@brown.edu)

Karen Andes [karen\\_andes@brown.edu](mailto:karen_andes@brown.edu)

Lance Nelson [lance\\_nelson@brown.edu](mailto:lance_nelson@brown.edu)

Madelyn Dewitt [madelyn\\_dewitt@brown.edu](mailto:madelyn_dewitt@brown.edu)

# Stay in Touch



@Brown\_SPH



@BrownPublicHealth



@BrownPublicHealth



@BrownPublicHealth





# School of Public Health

BROWN UNIVERSITY

**[publichealth.brown.edu](http://publichealth.brown.edu)**  
**[sph-admissions@brown.edu](mailto:sph-admissions@brown.edu)**







COLLEGE *of*  
PUBLIC HEALTH

EAST TENNESSEE STATE UNIVERSITY

# GRADUATE PROGRAMS

PRESENTATION

<https://www.etsu.edu/cph/>





**Ariel Berry, MBA**  
Recruiter  
College of Public Health

# Contact Us



423-439-4558



publichealth@etsu.edu



<https://www.etsu.edu/cph/>



**Chris Sutter, MBA**  
Data Service Manager  
College of Public Health







COLLEGE of  
PUBLIC HEALTH  
EAST TENNESSEE STATE UNIVERSITY

**ETSU is located in Johnson City,  
Tennessee in the beautiful  
Appalachian Mountains.**

**Johnson City provides endless  
opportunities for outdoor  
enthusiasts to explore, including  
kayaking, hiking, biking, and  
fishing.**



# Available degrees & concentrations

## Master of Public Health (MPH)

(Biostatistics, Epidemiology, Comm. Health, EOH, Public Health Leadership/Policy)

## Master of Health Administration (MHA)

## Graduate Certificates

(Bio., Epi., Aging Studies and Public Health, Global Health, Healthcare Mgmt., Health Data Analytics, One Health & Climate, Public Health, Recovery Research, Rural Public Health)

## Doctor of Public Health (DrPH)

(Comm. Health, Epidemiology, Health Management/Policy)

## Dual Degree Programs:

PHARMD/MPH with Gatton College of Pharmacy

MD/MPH with Quillen College of Medicine

# MPH/MHA Overview

## Overview

- Fall or Spring Admission
- 2 years = 4 semesters as full-time
- Up to 6 years as part-time
- 42-51 credit hours
- 300hr Field experience
- Culminating Capstone Course

**Publication exp. not necessary to apply**

**Research exp. not necessary to apply**

**GRE scores are not required**

## MPH Concentrations

- Biostatistics
- Community Health
- Env & Occupational Health (**offered online only**)
- Epidemiology
- Public Health Leadership & Policy

**Available 100% online or on-campus**

## MHA Tracks

- **Standard** - for students who do not have workplace experience but who have completed an undergraduate degree from any field of study.
- **Executive** - designed for working health services professionals seeking to advance to executive leadership positions.





# How to submit applications:

- Submit through SOPHAS ([www.sophas.org](http://www.sophas.org))
- Sign up using an email you can regularly check for updates
- All completed applications submitted to SOPHAS by the relevant deadline will be reviewed.

\*\*\*GRE scores not required\*\*\*

## Spring Admissions

Domestic: Oct 1st

International: August 1st

## Fall Admissions

Domestic: June 1st

International: May 1st

## MPH/MHA Application Information:

Transcripts showing a minimum undergraduate  
GPA of 2.75 (out of 4)

International applicants require a minimum  
GPA of 3.0



# MHA/MPH Admissions Requirements



- Official transcripts
  - non-US transcripts require WES course-by-course eval.
- 3 recommendations
- Personal Statement
- GPA requirement:
- Domestic applicants: 2.75 (4.0 scale)
- International applicants: 3.0 (4.0 scale)
- **No GRE Required**

# Graduate Certificates

A graduate certificate is 4 to 7 courses selected to provide career competency in specific fields of study.

Graduate Certificates can be added on to any MPH, MHA, or DrPH program/concentration or completed standalone

- Biostatistics
- Epidemiology
- Aging Studies and Public Health
- Global Health
- Health Care Management

- Health Data Analytics
- One Health and Climate Studies
- Public Health
- Rural Health
- Recovery Research

Available online and on-ground

# Graduate Certificates

## Admission Requirements:

- Official transcripts
- 3 letters of recommendation
- Personal Statement
- GPA Requirements:

Domestic applicants: 2.5 (on a 4.0 scale)

International applicants: 3.0 (on a 4.0 scale)

Students apply through the  
ETSU School of Graduate Studies

## Deadlines

**Fall:** August 10 (Domestic), May 1 (International)

**Spring:** December 5 (Domestic), October 1 (International)

It is a great way to gain a skill set for your resume!

It's a great way to try graduate classes before committing to a Master degree

## Why get a certificate?

Credits from the certificates transfer to Master degrees within the COPH!

A College of Public Health graduate certificate can be completed in as little as 2 semesters.

## Admission Requirements And Information

- Completion of an M.P.H. or equivalent degree in a related field
- Admits in Fall terms only
- On campus program
- Must apply through SOPHAS
- 58-61 credit hours
- 3yr program (2yrs academic work, 1yr dissertation)

GRE scores are not required.

SOPHAS Deadline:

Domestic: April 1st

International: March 1st

Concentrations:

- Health Management & Policy
- Community Health
- Epidemiology





## Frequently Asked Questions



Can I get a SOPHAS fee waiver?



My GPA is below the minimum, what should I do?



Should I contact faculty/staff before applying?  
Do I need to secure an advisor?



What if my application isn't completed by the deadline?



If I am accepted, am I guaranteed a GA/TS or research position?



Do I have to use WES for Non-US transcript evaluations? Is ECE accepted?

*Thank  
you!*  

---

*Questions  
?*





**COLLEGE OF  
PUBLIC HEALTH**  
George Mason University®

# **This is Public Health Mini Fair**

October 30, 2025 | Zoom



**Christopher Williams**

○ Associate Director of Graduate Recruitment & Admissions



# College of Public Health at George Mason: Quick Facts

- 1<sup>st</sup> college of public health in Virginia
- CEPH Accredited
- Largest public research university in Virginia
  - Carnegie R-1 Institution
- Experiential learning
  - Participate in practicums, research, internships, and field-specific clinical practice
  - Hone skills through training at a physical site or a CPH facility:
    - Virtual reality simulation lab, Health informatics learning lab, Nursing simulation lab, Nutrition teaching kitchen, Population Health Center



# College of Public Health at George Mason: Quick Facts

- Commitment to our communities
  - Accessibility of health care and mental health services
    - MAP Clinics and Population Health Center
- Value inclusive excellence
  - Most diverse university in Virginia
  - 60% from historically underrepresented identities
  - 32% identify as first-generation college students
- Located in Fairfax, VA
  - DMV metro area



Master’s Degrees

- Global Health, MS
- Health Informatics, MS\*  
(Health Data Analytics, Health Informatics Management, Public Health Informatics, Quality Analytics Informatics)
- Health Systems Management, MHA\*  
(Executive, Healthcare Quality)
- Nursing, MSN\*  
(Family Nurse Practitioner)
- Nutrition, MS  
(Community Nutrition, Dietetics, Nutrition and Performance)
- Public Health, MPH  
(Community Health Promotion, Epidemiology, Food Security and Nutrition, Global Health, Health Equity and Social Justice, Health Policy, Public Health Practice\*)
- Social Work, MSW\*  
(Children, Youth, and Families; Adults and Healthy Aging)



Scan to learn more here

Doctoral Degrees

- Health Services Research, PhD  
(Health Systems and Policy, Knowledge Discovery and Health Informatics)
- Nursing, DNP  
(Adult-Gerontology Nurse Practitioner, Family Nurse Practitioner, Nursing Administration, Psychiatric Mental Health Nurse Practitioner)
- Nursing, PhD
- Public Health, PhD  
(Epidemiology, Social and Behavioral Science)

Graduate Certificates

- Epidemiology
- Global Health
- Health Informatics and Data Analytics
- Healthcare Quality
- Nursing Education
- Nutrition
- Psychiatric Mental Health Nurse Practitioner
- Public Health

*\*Online program available*

# Departments & Programs

- Global & Community Health
- Health Administration & Policy
- Nutrition & Food Studies
- School of Nursing
- Social Work

# Department of Global & Community Health: Faculty & Research Expertise

24 faculty members

- Epidemiologists
- Social and Behavioral Health Scientists
- Biostatisticians
- Child and adolescent health
- Environmental, infectious, nutritional, and social epidemiology
- Global health
- Health behaviors
- Sexual and reproductive health
- Substance abuse and violence prevention
- Vulnerable and underserved populations
- Women's health





# SOPHAS Programs

- **PhD in Public Health**
  - Epidemiology
  - Social & Behavioral Sciences
- **Master of Public Health**
  - Community Health Promotion
  - Epidemiology
  - Food Security & Nutrition
  - Global Health
  - Health Equity & Social Justice
  - Health Policy
  - Public Health Practice
- **Master of Science in Global Health**
- **Graduate Certificates**
  - Epidemiology
  - Global Health
  - Public Health



# PhD in Public Health: Highlights

- Intended to be a full-time, on-campus program
- 2 concentrations
  - Epidemiology
  - Social and Behavioral Sciences
- Small cohorts
  - Average 5 students
  - 3:2 ratio PhD student to faculty mentor
- Approximately 4-5 years to completion
  - 3 years for course work
  - 1-2 years for dissertation



# PhD in Public Health: Program Requirements

- 72 required credits total
  - Core & Professional Development: 27 credits
  - Faculty Preparation: 3 credits
  - Concentration Core & Electives: 30 credits
  - Dissertation: 12 credits
    - Up to 30 credits can be transferred from a previous relevant graduate degree
- PhD Qualifier Exam





# MPH & MS in Global Health: Program Requirements

- 42 credits total
    - Core: 21 credits
    - Concentration Core: 15 credits
    - Electives: 3 credits
    - Practicum & Seminar: 3 credits
  - 7 concentrations
    - Fully online: Public Health Practice
  - 200-hour supervised practicum
- 42 credits total
    - Core: 18 credits
    - Research: 12 credits
    - Electives: 6 credits
    - Thesis: 6 credits
  - Mentored by a faculty member to produce thesis



# Graduate Certificates: Program Requirements

## Public Health Generalist

- 18 credits total
  - Core: 15 credits
  - Electives: 3 credits
- Transition into the MPH program

## Epidemiology & Global Health

- 18 credits total
  - Core: 9 credits
  - Electives: 9 credits



# SOPHAS Programs: Application Requirements

Learn more at:

<https://gch.gmu.edu/admissions>

[International requirements:](#)

- WES transcript evaluation
- English language proficiency test
- Official transcripts from all schools attended
- Statement of purpose
  - PhD & MS: include research interests & identify 1-2 faculty members
- Resume/CV
- Letters of recommendation
  - PhD: 3 letters
- PhD interview
- Supplemental application
  - Free and required for application review



# SOPHAS Programs: Waivers



- Fee waivers
  - Check SOPHAS waivers first
  - If approved, \$60
- Transcript evaluations
  - May accept NACES member evaluations
- English proficiency waivers
  - [Waiver-eligible countries](#)



# Application Deadlines

Program	Spring	Fall
PhD in Public Health	Not applicable	December 1 <sup>st</sup>
Master of Science in Global Health	Not applicable	February 1 <sup>st</sup>
Master of Public Health	December 1 <sup>st</sup> , rolling Public Health Practice	March 1 <sup>st</sup> , rolling
Graduate Certificates	November 1 <sup>st</sup> , rolling	March 1 <sup>st</sup> , rolling



# Funding Your Graduate Program

- Graduate Assistantships
  - Offered by each academic unit
  - Additional application process, except for admitted PhD students
- CPH Scholarships
  - <https://publichealth.gmu.edu/students/scholarships>
- Additional resources for funding
  - <https://graduate.gmu.edu/financial-support>



# Upcoming Events

- Weekly 1:1 Drop-in Hours
  - Tuesdays, 3pm-4pm ET (In-person or via Zoom)
  - Thursdays 11am-12pm ET (via Zoom)
- Information Sessions
  - By department/program of interest
  - Virtual via Zoom

Register here:

<https://publichealth.gmu.edu/admissions/prospective-student-information-sessions>



# Questions & Connections

Contact us!

<https://publichealth.gmu.edu/>

[cphgrad@gmu.edu](mailto:cphgrad@gmu.edu)

703-993-1901



@masonpublichealth



@masonpublichealth



@masonpublichealth



@masonpubhealth



George Mason University  
College of Public Health



4400 University Drive, MSN  
5A8 Fairfax, Virginia 22030



publichealth.gmu.edu



cphgrad@gmu.edu





# ONLINE MASTER OF PUBLIC HEALTH

MICHIGAN STATE  
UNIVERSITY

Master of Public Health  
College of Human Medicine



**COLLEGE OF  
PUBLIC HEALTH**  
George Mason University®

# **This is Public Health Mini Fair**

October 30, 2025 | Zoom



**Christopher Williams**

○ Associate Director of Graduate Recruitment & Admissions

# College of Public Health at George Mason: Quick Facts

- 1<sup>st</sup> college of public health in Virginia
- CEPH Accredited
- Largest public research university in Virginia
  - Carnegie R-1 Institution
- Experiential learning
  - Participate in practicums, research, internships, and field-specific clinical practice
  - Hone skills through training at a physical site or a CPH facility:
    - Virtual reality simulation lab, Health informatics learning lab, Nursing simulation lab, Nutrition teaching kitchen, Population Health Center



# College of Public Health at George Mason: Quick Facts

- Commitment to our communities
  - Accessibility of health care and mental health services
    - MAP Clinics and Population Health Center
- Value inclusive excellence
  - Most diverse university in Virginia
  - 60% from historically underrepresented identities
  - 32% identify as first-generation college students
- Located in Fairfax, VA
  - DMV metro area





Master’s Degrees

- Global Health, MS
- Health Informatics, MS\*  
(Health Data Analytics, Health Informatics Management, Public Health Informatics, Quality Analytics Informatics)
- Health Systems Management, MHA\*  
(Executive, Healthcare Quality)
- Nursing, MSN\*  
(Family Nurse Practitioner)
- Nutrition, MS  
(Community Nutrition, Dietetics, Nutrition and Performance)
- Public Health, MPH  
(Community Health Promotion, Epidemiology, Food Security and Nutrition, Global Health, Health Equity and Social Justice, Health Policy, Public Health Practice\*)
- Social Work, MSW\*  
(Children, Youth, and Families; Adults and Healthy Aging)



Scan to learn more here

Doctoral Degrees

- Health Services Research, PhD  
(Health Systems and Policy, Knowledge Discovery and Health Informatics)
- Nursing, DNP  
(Adult-Gerontology Nurse Practitioner, Family Nurse Practitioner, Nursing Administration, Psychiatric Mental Health Nurse Practitioner)
- Nursing, PhD
- Public Health, PhD  
(Epidemiology, Social and Behavioral Science)

Graduate Certificates

- Epidemiology
- Global Health
- Health Informatics and Data Analytics
- Healthcare Quality
- Nursing Education
- Nutrition
- Psychiatric Mental Health Nurse Practitioner
- Public Health

\*Online program available

# Departments & Programs

- Global & Community Health
- Health Administration & Policy
- Nutrition & Food Studies
- School of Nursing
- Social Work

# Department of Global & Community Health: Faculty & Research Expertise

24 faculty members

- Epidemiologists
- Social and Behavioral Health Scientists
- Biostatisticians
- Child and adolescent health
- Environmental, infectious, nutritional, and social epidemiology
- Global health
- Health behaviors
- Sexual and reproductive health
- Substance abuse and violence prevention
- Vulnerable and underserved populations
- Women's health





# SOPHAS Programs

- **PhD in Public Health**
  - Epidemiology
  - Social & Behavioral Sciences
- **Master of Public Health**
  - Community Health Promotion
  - Epidemiology
  - Food Security & Nutrition
  - Global Health
  - Health Equity & Social Justice
  - Health Policy
  - Public Health Practice
- **Master of Science in Global Health**
- **Graduate Certificates**
  - Epidemiology
  - Global Health
  - Public Health

# PhD in Public Health: Highlights

- Intended to be a full-time, on-campus program
- 2 concentrations
  - Epidemiology
  - Social and Behavioral Sciences
- Small cohorts
  - Average 5 students
  - 3:2 ratio PhD student to faculty mentor
- Approximately 4-5 years to completion
  - 3 years for course work
  - 1-2 years for dissertation





# PhD in Public Health: Program Requirements

- 72 required credits total
  - Core & Professional Development: 27 credits
  - Faculty Preparation: 3 credits
  - Concentration Core & Electives: 30 credits
  - Dissertation: 12 credits
    - Up to 30 credits can be transferred from a previous relevant graduate degree
- PhD Qualifier Exam



# MPH & MS in Global Health: Program Requirements

- 42 credits total
    - Core: 21 credits
    - Concentration Core: 15 credits
    - Electives: 3 credits
    - Practicum & Seminar: 3 credits
  - 7 concentrations
    - Fully online: Public Health Practice
  - 200-hour supervised practicum
- 42 credits total
    - Core: 18 credits
    - Research: 12 credits
    - Electives: 6 credits
    - Thesis: 6 credits
  - Mentored by a faculty member to produce thesis



# Graduate Certificates: Program Requirements

## Public Health Generalist

- 18 credits total
  - Core: 15 credits
  - Electives: 3 credits
- Transition into the MPH program

## Epidemiology & Global Health

- 18 credits total
  - Core: 9 credits
  - Electives: 9 credits



# SOPHAS Programs: Application Requirements

Learn more at:

<https://gch.gmu.edu/admissions>

[International requirements:](#)

- WES transcript evaluation
- English language proficiency test
- Official transcripts from all schools attended
- Statement of purpose
  - PhD & MS: include research interests & identify 1-2 faculty members
- Resume/CV
- Letters of recommendation
  - PhD: 3 letters
- PhD interview
- Supplemental application
  - Free and required for application review



# SOPHAS Programs: Waivers



- Fee waivers
  - Check SOPHAS waivers first
  - If approved, \$60
- Transcript evaluations
  - May accept NACES member evaluations
- English proficiency waivers
  - [Waiver-eligible countries](#)



# Application Deadlines

Program	Spring	Fall
PhD in Public Health	Not applicable	December 1 <sup>st</sup>
Master of Science in Global Health	Not applicable	February 1 <sup>st</sup>
Master of Public Health	December 1 <sup>st</sup> , rolling Public Health Practice	March 1 <sup>st</sup> , rolling
Graduate Certificates	November 1 <sup>st</sup> , rolling	March 1 <sup>st</sup> , rolling



# Funding Your Graduate Program

- Graduate Assistantships
  - Offered by each academic unit
  - Additional application process, except for admitted PhD students
- CPH Scholarships
  - <https://publichealth.gmu.edu/students/scholarships>
- Additional resources for funding
  - <https://graduate.gmu.edu/financial-support>



# Upcoming Events

- Weekly 1:1 Drop-in Hours
  - Tuesdays, 3pm-4pm ET (In-person or via Zoom)
  - Thursdays 11am-12pm ET (via Zoom)
- Information Sessions
  - By department/program of interest
  - Virtual via Zoom

Register here:

<https://publichealth.gmu.edu/admissions/prospective-student-information-sessions>



# Questions & Connections

Contact us!

<https://publichealth.gmu.edu/>

[cphgrad@gmu.edu](mailto:cphgrad@gmu.edu)

703-993-1901



@masonpublichealth



@masonpublichealth



@masonpublichealth



@masonpubhealth



George Mason University  
College of Public Health



4400 University Drive, MSN  
5A8 Fairfax, Virginia 22030



publichealth.gmu.edu



cphgrad@gmu.edu



## Charles Stewart Mott Department of Public Health

---

- Community Participatory Research
- 28 researchers
- Over 220 million in external funding
- Research projects include:
  - Rx Kids
  - Flint Kids Cook
  - National Suicide Prevention Center
  - Colorectal cancer screening



# MPH by the Numbers

MPH.MSU.EDU



**ONLINE  
DELIVERY**

100%



**ALUMNI**

815



**PROGRAMS**

3 43-credit MPHs  
1 18-credit Graduate Certificate



**ENROLLMENT**

144



**SEMESTERS**

5



# Application Process

## Holistic Review

The admissions committee considers all application materials as a whole. If one area of an application doesn't meet their expectations, they will look to the rest of the application to exceed their expectations.

## Applications

- Rolling admissions
- Committee review monthly

## Semester Deadlines

- Fall – June 1st
- Spring – October 1st
- Summer – March 1st



# Application Requirements



SOPHAS Application

Bachelor's degree

Official transcripts

3 Letters of recommendation

Personal statement

Academic statement

Resume/CV

Application to Graduate Study at MSU

GRE not required

# MPH Concentrations and Certificates

- Generalist Public Health
- Rural Public Health
- Public Health Data Management and Analytics
- Core Disciplines of Public Health Graduate Certificate
- Fall 2026, new graduate certificates
  - Rural Public Health
  - Public Health Data Management and Analytics





# In-State Tuition for All Students

## Competitive Tuition

- \$725 per credit hour
- \$31,175 plus fees (MPH)
- \$13,050 plus fees (certificate)

## Financial Aid

- Scholarships/FAFSA
- Veteran benefits
- Application fee waivers available



APP FEE WAIVER FORM





# Public Health at MSU

---



## Find Us

- Website: [MPH.MSU.EDU](http://MPH.MSU.EDU)
- Twitter: [MSUPubHealth](https://twitter.com/MSUPubHealth)
- Instagram: [MSUPublicHealth](https://www.instagram.com/MSUPublicHealth) and [MSUMPHSAB](https://www.instagram.com/MSUMPHSAB)
- LinkedIn: [MSU Master of Public Health](https://www.linkedin.com/company/MSU-Master-of-Public-Health)

## Contact the MPH Office Today

---


1-810-600-5601

CHM.MPH\_GenInfo@MSU.EDU

MPH.MSU.EDU



Master of Public Health  
College of Human Medicine  
MICHIGAN STATE UNIVERSITY



Thank you





# Texas A&M University School of Public Health Graduate Admissions Overview

---


*Patricia Robinson, MPH  
Director of Admissions  
Office of Student Services*

# About Texas A&M University



TEXAS A&M  
UNIVERSITY®

- Primary location: **College Station, Texas**
  - Also known as “**Aggieland**”, Texas A&M is located 2-3 hours from four of the most populous U.S. cities
- Total Enrollment (Fall 2024): 79,114
- Designated as a land grant, sea grant, & space grant university
- Has one of the largest & most active alumni networks – ***The Association of Former Students*** – comprising **593,324** former students





# About Texas A&M School of Public Health



TEXAS A&M  
UNIVERSITY

## Quick Facts

- Founded: 1998
- Vision: Healthy communities. Healthy people. Everywhere.
- Locations
  - College Station, TX (Flagship Campus)
  - McAllen, TX (South Texas)
  - Distance Education
- Degree Programs Offered
  - BSPH
  - MPH, MHA, DrPH, PhD, Graduate Certificates

## Designations & Accreditations:

- Hispanic Serving Institution (HSI)

## Departments

- Health Policy & Management
- Environmental & Occupational Health
- Epidemiology & Biostatistics
- Health Behavior

## Enrollment (Fall 2025) – 2,633 total

- Undergraduate (2,068)
- Graduate (565)

Largest SPH in Texas & 5<sup>th</sup> in the nation.



# Master's Programs



**TEXAS A&M**  
UNIVERSITY®

Details	Master of Public Health	Master of Health Administration	
<b>Concentration or Track</b>	<ul style="list-style-type: none"><li>• Environmental Health</li><li>• Epidemiology</li><li>• Health Policy &amp; Management</li><li>• Health Behavior</li><li>• Occupational Safety &amp; Health</li></ul>	Resident Track	Executive Track
<b>Delivery/ Teaching site</b>	<ul style="list-style-type: none"><li>• On-Campus (College Station)</li><li>• Distance Education</li></ul>	On-Campus (College Station)	Online/Hybrid
<b>Program Length</b>	2 years	2 years (full-time); 3 years (part-time)	2 years
<b>Credit Hours</b>	45 credit hours	55 credit hours	45 credit hours
<b>Admission Terms</b>	Fall & Spring	Fall & Spring	Fall only
<b>Other</b>	<u>Combined-Joint program options:</u> MPH/MIA; MPH/MD; JD/MPH; 3+2 BS/MPH; 3+2 BSPH/MPH	CAHME Accredited; 3 required prerequisite courses (Economics, Statistics, Accounting/Finance)	CAHME Accredited; 5 years work experience required

# Doctor of Public Health (DrPH) in Public Health Sciences

- Schoolwide doctoral program
- Admits each Fall term
- Master's degree required to apply
- 66 credit hour program
- Applicants follow one of three tracks:
  - Environmental Health
  - Health Behavior
  - Epidemiology
- Advanced professional degree for those whose career goals are around professional practice in public health



# Doctor of Philosophy (PhD) Programs



TEXAS A&M  
UNIVERSITY

## Health Education

- Department of Health Behavior
- Admits each Fall term
- Bachelor's degree required to apply
- 64 credit hour program (with master's) or 96 credit hour program (bachelor's only)
- Prepares students to conduct research in basic and applied health education

## Health Services Research

- Department of Health Policy & Management
- Admits during Fall terms of odd years. Next intake will be Fall 2027
- Bachelor's degree required to apply
- 64 credit hour program (with master's) or 96 credit hour program (bachelor's only)
- Research Areas:
  - Health Economics
  - Health Politics & Policy



# 2026 Application Deadlines



TEXAS A&M  
UNIVERSITY

Admission Term	Program	Application Deadline
Spring 2026	On-Campus Masters' Programs (MPH and MHA Resident Track)	<ul style="list-style-type: none"><li><del>International applicants: Oct. 15, 2025</del></li><li>U.S./domestic applicants: Nov. 15, 2025</li></ul>
	Distance Education MPH programs	<ul style="list-style-type: none"><li>U.S./domestic applicants: Nov. 15, 2025</li></ul>

Admission Term	Program	Application Deadline
Fall 2026	Doctoral Programs (DrPH and PhD)	<ul style="list-style-type: none"><li>All Applicants: January 15, 2026</li></ul>
	MPH/MIA combined degree program	<ul style="list-style-type: none"><li>All applicants: February 15, 2026</li></ul>
	On-Campus Master's Programs (MPH and MHA Resident Track)	<ul style="list-style-type: none"><li>International applicants: April 15, 2026</li><li>U.S./domestic applicants: June 1, 2026</li></ul>
	Distance Education MPH programs	<ul style="list-style-type: none"><li>U.S./domestic applicants: July 1, 2026</li></ul>
	Executive Track MHA program	<ul style="list-style-type: none"><li>U.S./domestic applicants: July 1, 2026</li></ul>



# Funding Support

## Scholarships

- A limited number of school/departmental scholarship awards are issued to incoming graduate students each year, typically ranging from \$1,000 – \$4,000.
- Scholarship applications are reviewed on a rolling basis for admitted students only. For the best chance of award consideration, apply early.
- The Texas A&M SPH General Scholarship Application is embedded within the SOPHAS application (no separate application process is necessary for award consideration).

## Graduate Assistantships

- Available on a limited basis and offered at the discretion of each academic department based on fit, need, and funding availability.
- Not typically awarded to incoming first year master's students. More common for master's students to be employed in these positions during their second year.
- Admitted doctoral students do tend to be prioritized for these type of funding sources.



# Application Requirements\*



TEXAS A&M  
UNIVERSITY®

- Application & Fee
  - SOPHAS, HAMPCAS, or SOPHAS Express\*
- Official Transcripts
  - From all U.S./English Canadian institutions attended
  - WES Evaluation for foreign coursework (if applicable)
- Resume or CV
- Statement of Purpose
- Letters of Recommendation
  - (3) required for MPH, MHA Resident track, DrPH, PhD
  - (2) required for Executive MHA
- Writing Sample (**Doctoral applicants only**)
- Official English Language Proficiency test scores (**international applicants only**)



*\*Requirements may vary by program, especially for dual/combined programs, please check admissions website for specifics\**





## Contact Us

Texas A&M SPH Office of Student Services

Email: [SPH-Gradinfo@tamu.edu](mailto:SPH-Gradinfo@tamu.edu)

Phone: (979) 436-9356

Website: <https://public-health.tamu.edu/>

# UIC School of Public Health

Brandon Sieglaff

Assistant Dean of Recruitment & Admissions






## UIC SPH Highlights

- Established in 1970; 885 students
- Located in Illinois Medical District
  - Largest urban medical district in the country
  - UI Health Campus
- Community engaged research & practice to impact health disparities





## Degrees

- Master of Public Health (MPH)
- Master of Science (MS)
- Master of Healthcare Administration (MHA)
- Doctor of Philosophy (PhD)
- Doctor of Public Health (DrPH)

## Academic Divisions

- Community Health Sciences
- Environmental & Occupational Health Sciences
- Epidemiology & Biostatistics
- Health Policy & Administration

# Global Health Certificate

- Global Health Certificate can be added to any Masters degree
- Opportunities for Applied Practice Experience abroad
- Prepares students for international careers in government, health care agencies, industry, and academic institutions



# UIC SPH Application Requirements & Deadlines

- Applications for most degree programs are done through SOPHAS (including all MPH, MHA, PhD, and DrPH)
- GRE Test Optional

## Deadlines

- International & Domestic Fall 2026 doctoral deadlines: January 1 - February 1
- International & Domestic Fall 2026 masters deadlines: February 1
- Priority deadline for full financial aid consideration: December 1



# Cost and Financial Aid

- UIC named #8 by Wall Street Journal for Best Value in Education
- Federal Financial Aid (FAFSA)
- Consideration for recruitment scholarships with base application
- Teaching, Research, & Graduate Assistantships
- Current Student Scholarships & Awards





# Out-of-State Tuition Premium Waiver Program

- Merit-based Tuition Premium Waiver, reducing tuition cost to equivalent of in-state tuition for entire two-year program
- Onsite MPH program only
- Domestic, Out-of-State students are eligible
- Will require full-time status with intent to graduate within 2 years
- Considered with SOPHAS application







- **#1 Best Value in Education in Illinois**

-Wall Street Journal

- **7x Higher Education Excellent in Diversity  
Award Recipient**

“Chicago’s largest and most diverse university”

– US News & World Reports

- **Access to UI Health Campus**

# UIC School of Public Health

[publichealth.uic.edu](https://publichealth.uic.edu)

[sph-admissions@uic.edu](mailto:sph-admissions@uic.edu)





# Virginia Commonwealth University

## School of Public Health



**WE ARE THE UNCOMMON.**

# VCU Facts and Figures

---

**One of 84** public R1 universities with the Carnegie **Classification** community engagement designation  
**A top 50** public research institution

**5,800** graduate students

**21,563** undergraduate students



**39%** of VCU alumni live in Richmond

More than **\$500 million** in sponsored research in FY 2024 across VCU

**Students from 46 states and 138 countries**



# Richmond, VA



**ONE OF THE BEST U.S.  
CITIES FOR CREATIVES**  
THRILLIST

**NO. 11 OF U.S. CITIES  
WITH THE HOTTEST JOB  
MARKETS**

THE WALL STREET JOURNAL

**A CULINARY  
POWERHOUSE**  
FOOD & WINE

**NO.1 AMERICA'S BEST  
TOWNS TO VISIT**  
CNN



**Part of only Academic  
Health Science Campus  
in the state with Schools  
of Medicine, Dentistry,  
Nursing, Pharmacy and  
4 PhD programs  
College of Health  
Professions  
2 Masters Programs  
Graduate Certificates**



**Masters programs  
Graduate Education  
Innovation Program**

**PhD programs fully  
funded for 4 years**

**69** doctoral students

**71** masters students

Thank you!



**VCU**  
**School of Public Health**

[soph@vcu.edu](mailto:soph@vcu.edu)

[www.sph.vcu.edu](http://www.sph.vcu.edu)