



Campbell University

Master of Science in Public Health

Hosted by:

Kailey Porter

kporter@campbell.edu

Admissions Counselor/Coordinator

Office of Admissions

College of Pharmacy & Health Sciences

Master of Science in Public Health: Overview

- MSPH program started in 2012
 - First Dual Public Health program in NC
- Community-centric program with ties to the local rural area.
 - Second year focuses on research projects and elective courses.
- Elective courses allow students to focus on specific areas:
 - Epidemiology
 - Veterinary Medicine
 - Migrant Farm Workers
- Partners with nursing, pharmacy, physical therapy and PA programs to conduct research and implement community programs.
- Focus is heavily on rural healthcare and underserved populations.





Master of Science in Public Health: Program Information

- 2-year program
 - Full-time in 2 years
- Fall and Spring start available
- Admission Requirements:
 - Bachelor's Degree
 - **Recommended** 3.0 GPA
 - 3 Letters of Recommendation
 - Personal Statement
 - Official Transcripts from ALL Institutions
- Prerequisites:
 - A passion for public health and addressing health disparity in underserved populations
 - Solid foundation of giving back to the community



Master of Science in Public Health: Admissions Process

- Rolling Admission
 - Application Opens: September 15th
 - Application Closes: July 15th
- Interviews
 - Not conducted at this time




colorado school of **public health**

Public Health Elevated



Fast Facts

- **Top 20** Schools of Public Health in the U.S.
- **Only SPH** in Rocky Mountain Region
- **\$1.4 million** in scholarships awarded
- **\$50 million** in research funding in past year
- **17** National research centers and institutes
- **600+** students enrolled within our programs
- **5:1** student to faculty ratio
- **300+** practicum and capstone sites
- **98%** of alums employed one year after graduation
- Accredited by the Council on Education for Public Health (CEPH)





Flexibility

- Online and hybrid programs
- Work while getting your degree
- MPH timeline:
15 months – 5 years
- Tailor your degree with Global Health Plus, certificates, and dual degrees



Master of Public Health (MPH)

- Applied Biostatistics*
- Community & Behavioral Health*
- Community Health Education*
- Community Health Promotion
- Environment, Climate & Health*
- Epidemiology (online option)*
- Global & Population Health
- Health Systems, Management & Policy (online option)*
- Leadership & Public Health Practice (online)
- Maternal & Child Health (online option)*
- One Health
- Population Mental Health & Wellbeing (online option)
- Public Health Nutrition

MPH Dual Degrees

- BA/BS & MPH
- Doctor of Dental Surgery & MPH
- Doctor of Medicine & MPH
- Doctor of Nursing Practice & MPH
- Doctor of Pharmacy & MPH
- Doctor of Physical Therapy & MPH
- Doctor of Veterinary Medicine & MPH
- Master of Business Administration & MPH
- Master of Public Administration & MPH
- Master of Social Work & MPH
- Master of Urban Planning & MPH



Master of Science (MS)

- Biostatistics
- Epidemiology

Doctor of Philosophy (PhD)

- Biostatistics
- Climate & Human Health
- Epidemiology
- Health Services Research

Doctor of Public Health (DrPH)

- Community & Behavioral Health
- Environmental & Occupational Health
- Epidemiology

Certificates

- American Indian & Alaska Native Health (online option)
- Applied Biostatistics
- Climate & Disaster Resilience (online option)
- Health Analytics & Data Science
- Public Health Sciences (online option)
- Rural Health (online option)
- Total Worker Health® (online)

Admissions Due Dates

- **MPH** – January 15, rolling until May 1
- **DrPH** – December 1
- **MS and PhD** – December 1
 - MS Epidemiology Jan 15
- **Certificate**
 - Summer start – February 15
 - Spring start – October 15



colorado school of
public health

Change the world, your way






Cornell Public Health



*Become a
leader for
change!*



Our Program

Cornell University's Master of Public Health Program is seeking dedicated and enthusiastic applicants who share our vision of advancing health and wellbeing equitably for all people, and sustainably for our planet.

Our Concentrations

- » Food Systems & Health
- » Environment, Climate & Health
- » Infectious Disease Epidemiology
- » Emergency Preparedness & Management

publichealth.cornell.edu





Program details

- **Location**

- Ithaca, NY

- **Duration**

- Standard 2-year program (Fall start)
- Accelerated (12-months, Summer start)*

- **Specialized Areas of Focus**

- Emergency Preparedness & Management
- Environment, Climate & Health
- Food Systems & Health
- Infectious Disease Epidemiology

* Accelerated requires an advanced degree or substantial professional public health field experience





Why Cornell?

We focus on three core pillars of public health:



Public Health



Why Cornell?

- We use the **One Health** & **Planetary Health** frameworks
- We are dedicated to producing public health leaders of the future





How Do We Produce Leaders?



- Amazing Interdisciplinary Faculty
- Integrated Curriculum
- Engaged Learning Approach



Fundamental Training

- ✓ Core Curriculum prepares all students to be **public health generalist!**
- ✓ Concentration areas allow students to **specialize** in areas of key workforce needs.



Core courses + concentration = Public Health Leader!

Public Health



Admissions Requirements

- ✓ SOPHAS
- ✓ Cornell Quick Application

Admissions Website!



*GRE is not required

Deadlines

Standard program – May 15th – Fall start only

Accelerated – April 1st – Summer start only



Public Health



Admissions Requirements



Competitive Applications

- Strong letters of recommendation
- Background experience
- Strong understanding of public health
- Career goals and aspirations
- Evidence of leadership, community service, and/or volunteerism



Cost and Funding


2-Year Program (4 semesters)

1-Year Program (3 semesters)

- \$23,329 per semester for 2025-2026 school year

MPH Global Game Changer Scholarship

- Awarded based on achievement, promise, and/or need
- Partial tuition reduction





Contact Us

We want to hear from you!

By joining our program, you will become a part of a community of passionate individuals dedicated to making a positive impact on health and wellbeing by advancing health equity, sustainability and leading change!

**Questions?
Scan here!**



Ben Parker

Assistant Director of Student Services
bp432@cornell.edu



Katie Lesser

Student Services Coordinator
k.lesser@cornell.edu



JIANN-PING HSU
COLLEGE OF PUBLIC HEALTH

Quick Facts JPHCOPH

- Campus: Statesboro and Online
- Total Enrollment: 421 students
- Faculty to Student Ratio: 10 to 1
- Faculty and student collaboration: 129 Publications(Fall 2024-Spring 2025)
- Job placements of known graduates: 99.5% are employed within one year

Degree Programs

All on campus programs primarily located on the Statesboro, GA campus

MPH

Masters of Public Health
(2 year completion full time)

- ✓ Biostatistics
- ✓ Community Health
- ✓ Epidemiology
- ✓ Environmental Health
- ✓ Health Policy & Management
- ✓ Applied Public Health
(online)
- ✓ Health Informatics
(online)

DrPH

Doctor of Public Health
(Average 3 year completion)

- ✓ Biostatistics
- ✓ Community Health Education & Behavior
- ✓ Epidemiology
- ✓ Public Health Leadership
(online)
- ✓ Health Policy & Management

Certificate

Graduate Certificate
in Public Health

ONLINE

MHA

Master of Health
Administration
(2 year completion)

Degree Programs of study: <https://jphcoph.georgiasouthern.edu/degrees/plans-of-study/>



JIANN-PING HSU
COLLEGE OF PUBLIC HEALTH

Program Admissions information

Requirements in SOPHAS

- MPH and DrPH apply through SOPHAS. MHA and Certificate will be applying through Slate (University Graduate Application)
- Admission requirements link and FAQ:
<https://www.georgiasouthern.edu/colleges/public-health>
- GRE no longer required for any program
- MPH-EPID and DrPH requires proof of quantitative skills
- MHA requires a structured questionnaire instead of a statement of purpose
- DrPH may require an interview

Deadlines

MPH and DrPH

Degree	Deadline	Fall 2026 Admission Application Deadline Date
MPH,MHA	Final Deadline for International Applicants	May 1, 2026
MHA	Final Deadline for United States Applicants	June 1, 2026
MPH	Final Deadline for United States Applicants	July 1, 2026
DrPH	Final Deadline for all Applicants	February 1st, 2026

JPHCOPH Graduate Alumni

- Georgia Department of Public Health
- CDC
- Emory Healthcare
- Memorial Health
- Children's Healthcare of Atlanta
- US Department of Veteran Affairs
- American Heart Association
- Food and Drug Administration

JPHCOPH Student and Alumni Quotes

“As a student in public health, I am fortunate to have access to numerous clubs and programs that guide towards my chosen career path. From the advisors to the professors, the support and encouragement are outstanding”

-Current JPHCOPH Student

“JPHCOPH gave me more than an education; it gave me purpose. I was encouraged to learn into curiosity, explore real-world challenges and develop as both a leader and collaborator. Being part of the public Health Student Associations leadership team , partnering with faculty on innovative research and doing hands-on community work helped me build the confidence and clarity I still carry in my career today”

-JPHCOPH Alumni

Student Engagement/Fun at JPHCOPH



Upcoming JPHCOPH Admissions Events

- JPHCOPH Graduate Student Spotlight November 12th 5:30 p.m. to 6:30 p.m. Registration Zoom link:

<https://georgiasouthern.zoom.us/j/98564567890>

- JPHCOPH Alumni Panel December 10th 5:30 p.m. to 6:30 p.m. Registration Zoom link:

<https://georgiasouthern.zoom.us/j/98564567890>

Contact information

Primary Contact for JPHCOPH:
Monica Brister

Phone: 912-478-6986

Email: jphcoph-gradadvisor@georgiasouthern.edu or
jphcoph-admissions@georgiasouthern.edu



JIANN-PING HSU
COLLEGE OF PUBLIC HEALTH



Graduate
and make a difference!



JIANN-PING HSU
COLLEGE OF PUBLIC HEALTH

Harvard Chan School

Vision: Health, dignity, and justice for every human being.

Mission: The Harvard T.H. Chan School of Public Health works to improve health and advance equity so all people can thrive.



By the numbers

1361

Students enrolled

~60

Countries represented

497

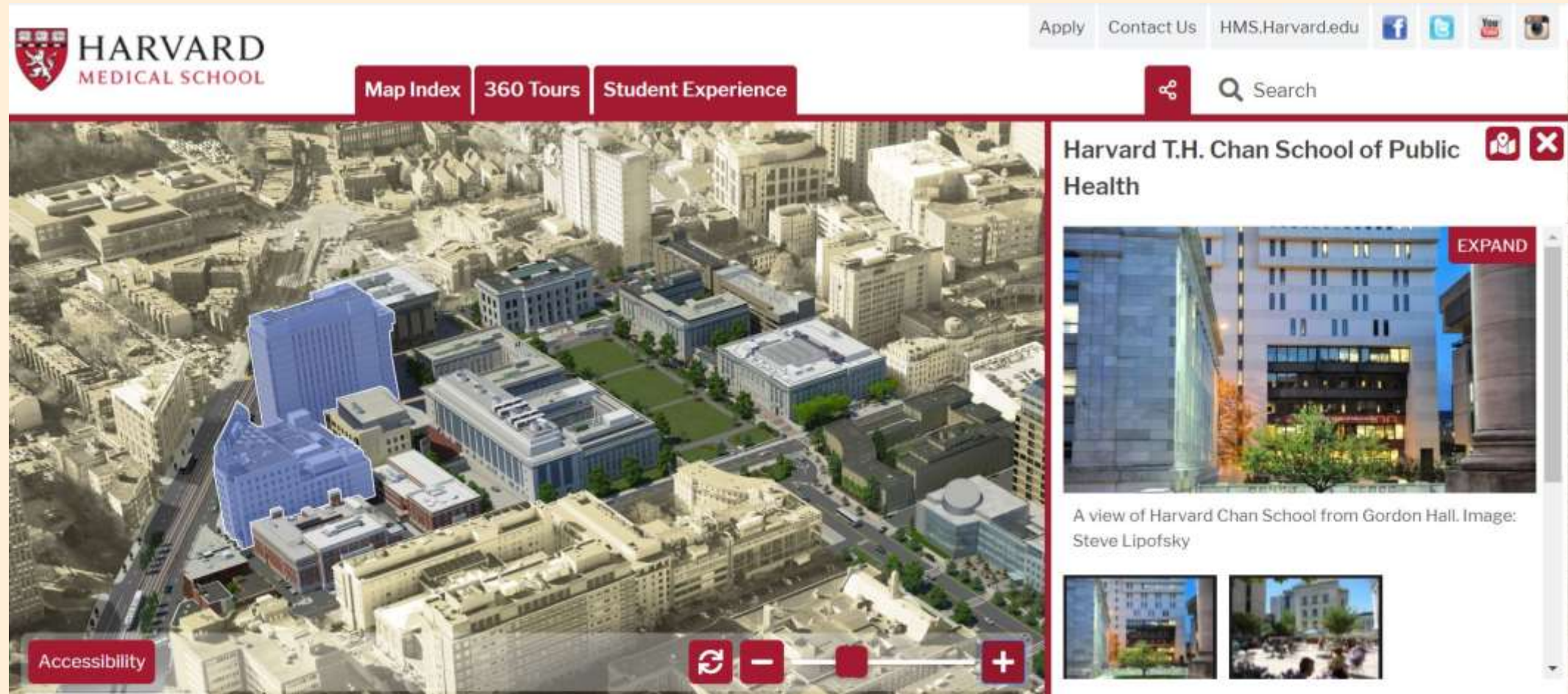
Faculty

~40%

International students



Longwood Medical Area



Degree Programs & Eligibility Requirements

Program	Requirement	Requirement	Requirement
SM 42.5	Master's degree	or Doctoral degree	or significant professional experience
SM 60	Bachelor's degree		
SM 80	Bachelor's degree		
MPH 45	Bachelor's degree and 5+ years work experience	or Master's degree	or Doctoral degree
MPH 65	Bachelor's degree	and 2+ years work experience	
MHCM	MD, DO, DMD, or DDS	and Clinical practice experience	and Managerial experience
DrPH	Master's degree	or Doctoral degree	and 6+ years work experience
PhD	Bachelor's degree		

Areas of study and research-based programs

Biostatistics	SM 42.5, 60, 80	PhD*
Computational biology and quantitative genetics	SM 80	
Environmental health	SM 80	PhD*
Epidemiology	SM 42.5, 80	PhD*
Molecular metabolism		PhD*
Global health and population	SM 80	PhD*
Health data science	SM 60	
Health policy and management	SM 42.5	PhD*
Immunology and infectious diseases		PhD*
Nutrition		PhD*
Population health sciences		PhD*
Social and behavioral sciences	SM 42.5	PhD*
Online Master of Science	SM 60	

*Housed in the Harvard Griffin GSAS
Visit gsas.harvard.edu/admissions

Fields of study and practice-based programs

Clinical effectiveness	MPH-45		
Epidemiology	MPH-45*		
Generalist	MPH-45**		
Global health	MPH-45		
Health and social behavior	MPH-45	MPH-65	
Health management	MPH-45	MPH-65	MHCM
Health policy	MPH-45	MPH-65	
Interdisciplinary			DrPH
Nutrition	MPH-45		
Occupational and environmental health	MPH-45		
Quantitative methods	MPH-45		

*Online/in-person hybrid

**Online



PhD Programs

Harvard Griffin GSAS:

Biological Sciences in Public Health

Biostatistics

Health Policy

Population Health Sciences

- Environmental Health
- Epidemiology
- Global Health & Population
- Nutrition
- Social & Behavioral Sciences

<https://gsas.harvard.edu/admissions>



Application requirements for MPH, SM, MHCM and DrPH

- ✓ Centralized Application for Schools and Programs in Public Health:
www.sophas.org
- ✓ Application deadline: **December 1**
- ✓ All post-secondary transcripts/marks sheets. For non-US degrees:
 - ✓ World Education Services required
- ✓ Three letters of recommendation
- ✓ Statement of purpose and objectives
- ✓ Résumé/CV
- ✓ GRE or equivalent (optional for the MPH and DrPH)
- ✓ TOEFL or IELTS for non-native English speakers



Contact us

admissions@hsph.harvard.edu

617-432-1031


hsph.me/admissions

Ph.D. Inquiries

admiss@fas.harvard.edu

617-496-6100

<https://gsas.harvard.edu/admissions>



Tufts MPH

Now More Than Ever: Public Health
Needs Compassionate Leaders.

Virtual Information Session

Tufts
UNIVERSITY



Agenda

- Program Overview
- Student Life
- Application Requirements
- Deadlines
- Q & A



SCHOOL OF MEDICINE
Public Health

Program Overview

Public Health Programs

- **Founded in 1994**
- **Housed within the School of Medicine, Boston Health Sciences Campus**
- **CEPH Accredited**
- **Mission Statement:** *To prepare students for careers in public health practice through which they will advance societal and environmental conditions to **promote health and to eliminate racism and inequities**. To conduct research and provide community service that has a meaningful impact in making our host communities of Chinatown and the greater Boston Metro area healthier and more equitable places. To support our partner institutions and host communities in public health education, research, and service locally and globally.*

Program Details

**200 Public
Health
Students**

42 credits

5 Core Courses

**6
Concentrations**

1 APE

1 ILE

Timeline

Accelerated

- 1 year

Full-Time

- 2 years

Part-Time

- Up to 5 Years

Concentrations

*Accelerated option may be available

Concentration	Online	On-Campus
Epidemiology & Biostatistics*	<input checked="" type="checkbox"/>	<input checked="" type="checkbox"/>
Health Management & Policy*	<input checked="" type="checkbox"/>	<input checked="" type="checkbox"/>
Individualized*	<input checked="" type="checkbox"/>	<input checked="" type="checkbox"/>
Global Health Science & Practice		<input checked="" type="checkbox"/>
Nutrition		<input checked="" type="checkbox"/>
Population Health Promotion*	<input checked="" type="checkbox"/>	

Core Courses

- **Principles of Epidemiology (3 credits)**
- **Public Health Assessment: Data, Determinants, and Systems (3 credits)**
- **Public Health Action: Programs, Policy, and Advocacy (3 credits)**
- **Principles of Biostatistics (3 credits)**
- **Evaluation of Public Health Programs (3 credits)**



Applied Practice Experience (APE)

The APE allows you to work with an organization, providing you with hands-on experience and the chance to address real-world public health challenges.

This practical experience (160 hours) will not only deepen your understanding but also enhance your professional skills and connections.

In STEP I students meet with a faculty advisor in small groups of six students to plan their APE (and ILE).

Example Deliverables:

1. Report on Analysis of Survey Data: Expectations and Desires During Labor and Delivery (Spring 2021, EpiBio)
2. Process Evaluation Report on the Family Meals Program (Spring 2020, Nutrition)

Global Health Focus

- Do your Applied Practice Experience abroad!
- Past APEs in Namibia, India, Guatemala, Haiti, Panama, South Africa, Uganda, Ghana, Malaysia
- Can be completed within any of our concentrations
- Must start process in first semester





WSPH MASTER'S PROGRAMS



TULANE UNIVERSITY
Celia Scott Weatherhead School of
Public Health & Tropical Medicine

Why Tulane?

- Founded in 1912 as the first school of public health in the country
- Located in downtown New Orleans
- Ranked #10 (out of 206 total) Public Health Programs
- Multilayered advising system with faculty and staff advisors
- Unique global opportunities - National Taiwan University semester abroad
- CEPH accredited school - CPH Certification eligibility

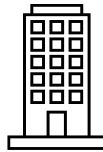




22%
male



78%
female



60%
on
campus



40%
online



Average age: **27**

71%
full time

29%
part
time

Race and Ethnicity

White: 51%

Black or African-American: 26%

Hispanic: 10%

Asian: 9.5%

Multiracial: 2%

Unknown: 2%

Native Hawaiian or Pacific Islander: 1%

MPH Student Demographics

Our MPH students are from 46 US states and territories. Most highly represented are:



Louisiana



California



Texas



New York



Florida

International students are from 22 countries outside the US, with most being from:



China



India



Nigeria



TULANE UNIVERSITY
Celia Scott Weatherhead School of
Public Health & Tropical Medicine

CUSTOMIZE YOUR MPH COURSEWORK AT TULANE

FOUNDATION

All MPH students take the same 15 credits of foundational courses:

SPHL 6020 Foundations in Public Health
SPHL 6050 Biostatistics for Public Health
SPHL 6060 Epidemiology for Public Health
SPHL 6070 Health Systems, Policy and Management
SPHL 6080 Design Strategies for Public Health Programs



DISCIPLINE

Each MPH has different discipline-specific courses that are required. Check the website for specific course requirements for your program of interest:



ELECTIVES

Elective credits are built into the MPH, and students have an option to utilize these credits.

Build your own unique area of focus in a "choose your own adventure" way, with the help of your advisor.





PROGRAM OPTIONS

- **Biostatistics and Data Science** → MPH, MS
- **Clinical Investigation** → MS
- **Community Health Sciences** → MPH (online only)
- **Environmental Health Sciences** → MPH
- **Epidemiology** → MPH, MS
- **Health Administration** → MHA (also online)
- **Health Security** → MS (also online)
- **Health Policy** → MPH
- **Industrial Hygiene** → MSPH (online only)
- **International Health and Sustainable Development** → MPH
- **Nutrition** → MSPH, DI
- **Social, Behavioral, and Population Sciences** → MPH
- **Tropical Medicine and Infectious Diseases** → MPH, MS




Practicum Experience

The required **Applied Practicum Experience** (APE) allows students to gain real-world experience prior to graduation. Students work with their faculty advisor to secure a practicum.

Benefits of the APE:

- Real world experience in your field before graduating
- Apply coursework to practice setting
- Networking opportunities (and potential job offers!)



**MORE DETAILS
ON PRACTICUM:**



TULANE UNIVERSITY
Celia Scott Weatherhead School of
Public Health & Tropical Medicine

Scholarships

Applications that are **submitted and complete** by the priority deadline are automatically considered for scholarships without any additional application.

****Most applicants will receive **at least** a \$20,000 scholarship.****



These scholarships are awarded all year, not just for priority applicants:

Fulbright Scholars

\$50,000 scholarship to full time master's Fulbright students

Louisiana Lagniappe Scholarship

35% tuition discount for students who graduated from a Louisiana high school (on campus students only)

McNair Scholars

50% tuition discount

Returned Peace Corps Volunteers


35% tuition discount



TULANE UNIVERSITY
Celia Scott Weatherhead School of
Public Health & Tropical Medicine

HOW TO APPLY

APPLICATION DEADLINES

	Priority Deadline (for funding consideration)	Final Deadline
Spring 2026	October 1	December 1
Summer 2026	February 1	March 15
Fall 2026	March 1	June 15

SOPHAS APPLICATION

Create an account on SOPHAS and submit the following:

- Official transcripts (from any and all institutions attended)
- Personal statement
- 2 letters of recommendation
- Resume or CV

Students who earned degrees outside the US or Canada must submit a WES, ECE, or TEC evaluation.

International students must also submit TOEFL (min 89) or IELTS (min 6.5) scores unless exempt from this requirement (see FAQ on website for policy on this)

*Applications for MPH Community Health Sciences, MS Health Security (online only), and MSPH Industrial Hygiene are housed in the Application Starter Form.



STAY CONNECTED WITH US!

We are here for you throughout the entire application process.

We're Here Wednesdays

Virtual office hours with admissions staff
the first Wednesday of each month,
5-7 pm central



text: 504-285-4674

call: 504-988-5388

email: sphtmadmissions@tulane.edu



TULANE UNIVERSITY
Celia Scott Weatherhead School of
Public Health & Tropical Medicine



UNIVERSITY OF DELAWARE
HEALTH SCIENCES

Public Health at UD

DELAWARE *The First State*

Centrally located between New York City and Washington, D.C., the University of Delaware is driven by a rare combination of Land Grant, Sea Grant and Space Grant missions—with a legacy of innovation and service stretching back more than 275 years.



ABOUT THE UNIVERSITY OF DELAWARE

UD

Total Enrollment: 24,000

Graduate Enrollment: 4,200

MPH Program

Approximately 30-40 students
across cohorts

Graduate
Programs

Over 250 graduate degrees
MPH – 3 concentrations

Interdisciplinary

Many UD graduate degree
programs cross departments and
colleges – focusing on
interdisciplinary education and
research

MPH PROGRAM

AT THE UNIVERSITY OF DELAWARE



42
Credits

Professional Non-thesis Degree
Campus-based

3
Concentrations

Community Health & Behavior
Epidemiology
Health Policy & Management

2
Colleges

College of Health Sciences (CHB,EPI)
Biden School (HPM)

Interdisciplinary
Core

21 Shared Credits



UD MPH program focus: Community engaged research & service

✓ UD Partnership for Healthy Communities

- community-based service
- professional networking

✓ Public Health Fellows and Epi Assist

- Extra-curricular research, service, and professional development

✓ UD Biostatistics Core

PROGRAM COST

Estimated costs (based on current information):

- \$1,116 per credit hour (42 credits total)
- *No tuition differential for out-of-state or international students*
- Annual mandatory fees - \$1,081

Limited funding opportunities:

- Research Assistantships, Teaching Assistantships, hourly positions
- Typically awarded to students in their 2nd year
- Early application provides the most opportunity for any available funding



udel.edu/students/student-financial-services



Application Requirements

***No GRE Required!**

Applications are open!

Apply via: SOPHAS

(UD supplemental application is also required)



Resume



**3 Letters of
Recommendation**



Bachelor's Degree

Cumulative Undergraduate

GPA of 3.0 or higher



**Statement of
Purpose**

Important Deadlines



✓ January 15th – Priority deadline for funding consideration

✓ May 31st – initial deadline

✓ August 1st – final deadline to apply

Have Questions?
Want More Information?



Contact Us:



campl@udel.edu



mph-info@udel.edu



udel.edu/epidemiology

@UDEpidemiology



Integrative Learning Experience (ILE)

The (ILE) is a culminating capstone, completed toward the end of the program which offers students an opportunity to integrate the knowledge and skills students acquire through their academic work and the APE.

ILEs are high-quality written products, and there are a wide variety of options, which include research manuscripts, program evaluation reports, training manuals, policy statements, legislative testimonies with accompanying supporting materials, and program proposals.

Examples: Creating an Evaluation Toolkit for Title IX Girls Running Club

Assessing the Experience of Immigrants Participating in the New American Cities Program

College of Public Health

Eric Brabb, MBA
Assistant Director, Recruitment & Admissions
College of Public Health



University of Nebraska
Medical Center

Quick Facts

Location: Omaha, NE

Enrollment: 480

Representing 38 countries and 43 US States

Student/Faculty Ratio: 5:1

Programs:

- Certificates
- MPH
- MS
- MHA
- Dual Degrees
- DrPH
- PhD



Departments

- Biostatistics
- Epidemiology
- Health Services Research and Administration
- Health Promotion
- Environmental, Agricultural and Occupational Health



Centers for Research & Practice

- Center for Preparedness and Emergency Response Solutions
- Center for Collaboration on Research Design and Analysis
- Center for Global Health and Development
- Center for Health Policy
- Center for Reducing Health Disparities
- Central States Center for Agricultural Safety and Health



Academic Programs



**University of Nebraska
Medical Center**

Professional Certificate Programs

12-18 Credit Hours

- Applied Biostatistics
- Certificate in Public Health
- Certificate in Emergency Preparedness
- Certificate in Maternal Child Health
- Certificate in Occupational Safety and Health



Master of Public Health (MPH)

42credit hours

Concentration Areas

- Maternal and Child Health
- Health Promotion
- Public Health Administration & Policy
- Population Health Informatics
- Epidemiology
- Biostatistics
- Environmental and Occupational Health
- Emergency Preparedness



MPH Dual Degree Programs

- MBA/MPH (UNO College of Business)
- MD/MPH (UNMC College of Medicine)
- MSW/ MPH (UNO School of Social Work)
- PharmD/MPH (UNMC College of Pharmacy)
- DO/MPH (Kansas City University, Marian University & Noorda College)
- DDS/MPH (UNMC College of Dentistry)
- DMD/MPH (Kansas City University)



Master of Health Administration

41 credit hours

Master of Science

36 credit hours

- Biostatistics

Doctor of Public Health

54 credit hours

- Epidemiology
- Emergency Preparedness
- Advocacy and Leadership
- Maternal and Child Health

PhD Programs

- Biostatistics
- Environmental Health, Occupational Health & Toxicology
- Epidemiology
- Health Promotion and Disease Prevention Research
- Health Services Research and Policy



Online Programs

Certificate Programs

- Applied Biostatistics
- Emergency Preparedness
- Infectious Disease Epidemiology
- Maternal and Child Health
- Occupational Safety and Health
- Public Health

Master of Science

- Biostatistics

Master of Health Administration

Master of Public Health (MPH)

- Biostatistics
- Emergency Preparedness
- Environmental and Occupational Health
- Epidemiology
- Public Health Administration and Policy
- Health Promotion
- Maternal and Child Health
- Population Health Informatics

Doctor of Public Health (DrPH)

- Epidemiology
- Emergency Preparedness
- Advocacy and Leadership
- Maternal and Child Health



Admission Requirements

- Completion of SOPHAS application
- Official Transcripts from all previous institutions
- Resume/CV
- GRE Optional (Except for PhD in Health Services and Policy Research)
- Personal Statement
- Letters of Recommendation



Tuition

Professional Programs (MPH, Certificates)

- In-State: \$553/Credit Hour
- Out-of-State \$1344/Credit Hour

Graduate Programs (MS, PhD)

- In-State: \$421/Credit Hour
- Out-of-State: \$1172/Credit Hour

Online Programs

- Flat Rate: \$658/Credit Hour
- DrPH: \$681/Credit Hour



Questions?

For more information:

UNMC College of Public Health

Office of Educational Services

coph@unmc.edu

402-552-9867

www.unmc.edu/publichealth



Career Services

- Individual Career Coaching
- Career Planning Course
- APE Support
- Network & Recruitment



Student Life

Volunteer & Working

- **Student groups**
 - Student Senate
 - Wellness groups
 - Journal Clubs
 - Diversity, Equity, and Anti-Racism Council
 - Create your own!
- **Volunteer work**
 - Boston Chinatown Partnerships
- **Work part or full time**
 - Research Assistantship available
 - Assistance from Career Services



Application Requirements



Requirements

Required from All

Official
Transcripts

3 Letters of
Recommendation

Personal
Statements

Resume or CV

SOPHAS Verified
Application

Optional for All

Official Graduate Standardized Test Scores

Additional Statements / Supplementary Documents

Special Circumstances

Proof of English Proficiency required from applicants
whose native language is not English / Courses not instructed in English

NACES Course-by-Course Evaluation required from applicants who attended college or university outside of
the United States or English-speaking Canada

Application Strategy

Academics

- **GPA**
- **Courses**
- **Test Scores (optional)**

Potential

- **Experience**
- **Essays:** *Give the committee insight into who you are, what you have been through, and why you are pursuing an MPH*
- **Letters of Recommendation:** *Academic and professional in nature*

Tuition

The following tuition rates are for 2025-2026 academic year* and apply to students enrolled in the stand-alone MPH program starting in 2025. Returning students and [dual degree programs](#) with the MPH may have different tuition rates.

On-Campus	Online
Tuition - \$2,000 per credit (\$18,000 per semester) Fees - \$661 per semester	Tuition - \$2,000 per credit (\$18,000 per semester) Fees - \$292 per semester

Scholarships and Financial Aid

- Tufts' Master of Public Health program has merit-based partial scholarships for full-time students (including international students). Scholarships are limited in availability and only cover a portion of tuition expenses.
- All students admitted to the MPH stand-alone degree will be awarded a **25% scholarship**. *
- The Public Health Programs primarily provide financial assistance in the form of **federal loans** and work-study awards. We strongly encourage you to submit a financial aid application (FAFSA) as early in the application process as possible to allow adequate time for the Office of Financial Aid to process your application. Do not wait until you have submitted your application or receive an admissions decision to apply for aid, as this will delay your personal financial aid information. MPH Students may be eligible for up to \$33,000 in Federal Direct Unsubsidized Loan annually.

Dual Degrees

- MD/MPH*
- DVM/MPH*
- MBS/MPH*
- PA/MPH*
- JD/MPH* - Now with Suffolk University!
- MS Nutrition/MPH
- Bachelor's/ MPH – Now with Boston College and Saint Anselm



School of
Medicine

Tufts

Cummings
School

Tufts
UNIVERSITY

Gerald J. and Dorothy R.
Friedman School of
Nutrition Science Policy



SUFFOLK UNIVERSITY
BOSTON

Law School



Deadlines

On-Campus MPH Program

	Application Opens	Priority Deadline	Final Deadline
Spring 2026	August 13, 2025	N/A	December 1, 2025
Fall 2026	August 13, 2025	January 15, 2026	April 15, 2026

Online MPH Program

	Application Opens	Priority Deadline	Final Deadline
Spring 2025	August 13, 2025	N/A	December 1, 2025
Fall 2025	August 13, 2025	January 15, 2026	April 15, 2026

Accelerated Option

	Application Opens	Final Deadline
Summer 2025	August 13, 2025	April 15, 2026



Questions?

Ph.admissions@tufts.edu

med-finaid@tufts.edu



SCHOOL OF MEDICINE
Public Health